

Milega Ummeed se Zyaada!

*Zindagi ka
Best Decision!*[™]



JOHN DEERE

NEW

5205 **48HP**
35.1 kW



John Deere Promise
5 YEARS
WARRANTY*
— TECHNOLOGY LEADERSHIP —

TECHNICAL SPECIFICATIONS

ENGINE

Type	: John Deere 3029D, 48 HP (35.1 kW), 2100 RPM, 3 Cylinders, Coolant cooled with overflow reservoir, Naturally aspirated
Air filter	: Dry type, Dual element

TRANSMISSION

Clutch	: Single / Dual
Gear box	: 8 Forward + 4 Reverse, Collarshift
Speeds	: Forward 2.96 - 32.39 kmph Reverse 3.89 - 14.9 kmph

BRAKES

: Oil immersed disc brakes

HYDRAULICS

Maximum Lifting capacity	: 1600 kgf
3 point linkage	: Category - II Automatic depth and draft control (ADDC)

STEERING

Type : Power

POWER TAKE OFF

Type	: Independent, 6 Splines
Standard	: 540 @ 2100 ERPM
Economy	: 540 @ 1600 ERPM

WHEELS AND TYRES

Front	: 6.0 X 16 (0.15 X 0.41 m), 8 PR
Rear	: 7.5 X 16 (0.19 m X 0.41 m), 8PR (Optional)

FUEL TANK

Capacity : 60 L

ELECTRICAL SYSTEM

: 88 Ah, 12 V battery,
40 Amp. Alternator,
12 V, 2.5 kW Starter motor

DIMENSIONS AND WEIGHT

Total weight	: 1870 kg
Wheel base	: 1950 mm
Overall length	: 3355 mm
Overall width	: 1778 mm
Ground clearance	: 0375 mm
Turning radius with brakes	: 2900 mm

ACCESSORIES*

- Ballast weights • Canopy • Canopy holder
- Draw bar • Tow hook • Wagon hitch

FACTORY FITTED OPTIONS

- **JDLINK™** (Alerts, Monitoring and Tracking System)
- Reverse PTO • Dual PTO
- Roll over protection structure (ROPS) with deluxe seat and seat belt
- Adjustable front axle
- Mechanical quick raise and lower (MQRL)
- Selective control valve (SCV)

FEATURES

- Collarshift type gear box • PTO NSS • Water separator
- Digital hour meter • Mobile charging point with holder
- Planetary gear with straight axle • Finger guard
- Hydraulic auxiliary pipe • Underhood exhaust muffler

Note: All the options / features may not be available in a single variant.

NEW
5205 **48HP**
35.1 kW

Modern, technologically advanced, powerful John Deere 3029D engine

- **Wet liner**
Long life and less maintenance
- **High torque reserve**
Ideal for heavy load applications
- **High torque across the operating speed range**
- **Rear oiled axle with metal face seal**



Dry Type Air Filter



Oil Jet for Piston Cooling



Radiator with Overflow Reservoir



Top Shaft Lubrication

**John Deere
Genuine Parts**

| Economical | Reliable |
| Easily available |



John Deere India Private Limited

3rd floor, Tower-15, Cybercity, Magarpatta City, Hadapsar,
Pune - 411013. Maharashtra. www.JohnDeere.co.in

For more information, please contact our authorised dealer or nearest area office.



- Tractors • Implements
- Harvesters • Finance



JOHN DEERE

Technical Specifications

ENGINE

Type	: 55 HP (41.6 kW), 2400 RPM, 3 Cylinders, Direct Injection, Turbo Charged, Inline FIP, Coolant cooled with overflow reservoir
Air filter	: Dry type, Dual element

TRANSMISSION

Clutch	: Dual
Gear box	: 9 Forward + 3 Reverse, Collarshift
Speeds	: Forward 2.6 - 31.9 kmph Reverse 3.8 - 24.5 kmph

BRAKES

: Self adjusting and self equalising,
Hydraulically actuated,
Oil Immersed Disc Brakes

HYDRAULICS

Maximum Lifting capacity	: 2000 kgf
3 point linkage	: Category - II Automatic depth and draft control (ADDC)

STEERING

Type	: Power
------	---------

POWER TAKE OFF

Type	: Independent, 6 Splines
RPM	: 540 @ 2376 ERPM

WHEELS AND TYRES

Front	: 6.5 x 20 (0.17 x 0.51 m), 8 PR
Rear	: 16.9 x 28 (0.43 x 0.71 m), 12 PR

FUEL TANK

Capacity	: 68 L
----------	--------

ELECTRICAL SYSTEM

	: 88 Ah, 12 V battery, 40 Amp. alternator, 12 V, 2.5 kW Starter motor
--	---

DIMENSIONS AND WEIGHT

Total weight	: 2110 kg
Wheel base	: 2050 mm
Overall length	: 3535 mm
Overall width	: 1850 mm
Ground clearance	: 0435 mm
Turning radius with brakes	: 3150 mm

ACCESSORIES*

- Ballast weights • Canopy • Canopy holder • Draw bar
- Tow hook • Wagon hitch

ADDITIONAL FEATURES

- **JDLink™** (Alerts, Monitoring and Tracking System)
- Adjustable Front Axle
- Adjustable Heavy Duty Global Front Axle
- Selective Control Valve (SCV)
- Reverse PTO - (Standard + Reverse)
- Dual PTO - (Standard + Economy)
- Synchromesh Transmission (TSS)
- Creeper Speed Gear Box
- 4 Wheel Drive

*Above are factory fitted options. To be ordered along with product.



John Deere Genuine Parts

| Economical | Reliable |
| Easily available |



5310 BROCHURE 02.0619 ENG

Now with
Higher Lift Capacity

New
5310
Better than Before!
With **Inline FIP**

John Deere Promise
5 YEARS
WARRANTY*
— TECHNOLOGY LEADERSHIP —



John Deere India Private Limited

3rd floor, Tower-15, Cybercity, Magarpatta City, Hadapsar,
Pune - 411013. Maharashtra. www.JohnDeere.co.in

For more information, please contact our authorised dealer or nearest area office.



- Tractors • Implements
- Harvesters • Finance



JOHN DEERE

Zindagi ka
Best Decision!™



JOHN DEERE

Please note: Improvement in the product is a continuous process. Hence the information given in this brochure is subject to change without prior notice. Accessories shown are not the part of standard equipment.

Powerful. Reliable. Versatile.

New **5310**
Better than Before!
With **Inline FIP**

It's all part of the John Deere 5310 story. Part of a long, rich success story of prosperity of farmers and contractors who work with the land.

John Deere India introduced 55 HP tractor Model 5310 in early 2000, manufactured with differentiated features which were never offered to customers in India earlier. Such as

- Power steering as a standard feature
- Self adjusting and self equalising Oil Immersed Disc Brakes
- Radiator with coolant reservoir tank
- Technologically advanced, powerful John Deere engine

...and much more.

Exceptional performance, never experienced feature – benefits, versatility and high reliability delighted customers ... 5310 went on to become the market leader in the category.

John Deere now presents the 2nd generation new 5310 – better than before with state-of-the-art technology and host of new features.

- International look with attractive Gun sight
- Single piece hood with gas strut mechanism
- Engine with torque backup of ~40%
- Options to suit your application needs

...and much more

The King is Back.

Read on to know more, and visit your John Deere dealer for a product demonstration.



Powerful, Fuel Efficient John Deere 3029H engine with Inline FIP



Dry type air filter



High torque reserve ~ 40%
Ideal for heavy load applications



Power Steering
Work hard. Drive smooth



Power Brakes
Self adjusting, self equalising, hydraulically actuated, oil immersed disc brakes



Single piece hood opening with gas struts
The daily inspection and routine maintenance now made easy



Hood Lock



Mobile Charging Point with Holder



Modern dashboard, with Digital Hour Meter and Combo-switch



Proven & Reliable 'S' type Transmission



Oil Jet for Piston Cooling



Planetary Gear with Straight Axle



Now with
Higher Lift Capacity

Do Kadam Aage...

New 
5310 ^{41.6 kW}
4WD

Better than Before !

With **Inline FIP**



John Deere Promise
5 YEARS
WARRANTY*
— TECHNOLOGY LEADERSHIP —



John Deere's New
Powerful 3029H
Turbo charged engine
with Inline F.I.P.



Dry type air
filter Ease of
maintenance and
longer engine life



Power Steering



Hood Lock



Mobile Charging
Point with Holder

*Zindagi ka
Best Decision!*TM



JOHN DEERE

*Condition apply.

Technical Specifications

ENGINE

Type	: 55 HP (41.6 kW), 2400 RPM 3 Cylinders, Direct Injection, Turbo Charged, Inline FIP, Coolant cooled with overflow reservoir
Air filter	: Dry type, Dual element

TRANSMISSION

Clutch	: Dual
Gear box	: 9 Forward + 3 Reverse, Collarshift
Speeds	: Forward 2.05 - 28.8 kmph Reverse 3.45 - 22.33 kmph

BRAKES

	: Self adjusting and self equalising, Hydraulically actuated, Oil Immersed Disc Brakes
--	--

HYDRAULICS

Maximum Lifting capacity	: 2000 kgf
3 point linkage	: Category - II Automatic depth and draft control (ADDC) Selective control valve (SCV)

STEERING

Type	: Power
------	---------

POWER TAKE OFF

Type	: Independent, 6 Splines
RPM	: 540 @ 2376 ERPM

WHEELS AND TYRES

Front	: 9.5 x 24 (0.24 x 0.61m), 8 PR
Rear	: 16.9 x 28 (0.43 x 0.71m), 12 PR

FUEL TANK

Capacity	: 68 L
----------	--------

ELECTRICAL SYSTEM

	: 88 Ah, 12 V battery, 43 Amp. alternator, 12 V, 2.5 kW Starter motor
--	---

DIMENSIONS AND WEIGHT

Total weight	: 2410 kg
Wheel base	: 2050 mm
Overall length	: 3580 mm
Overall width	: 1875 mm

ACCESSORIES*

- Ballast weights • Canopy • Canopy holder • Draw bar
- Wagon hitch

ADDITIONAL FEATURES / FACTORY FITTED OPTIONS

- **JDLink™** (Alerts, Monitoring and Tracking System)
- Top shaft lubrication
- Collarshift transmission with helical gears
- Finger guard
- PTO Shield
- Dry type air filter

.....
2WD model is also available
.....

New
5310 41.6 kW
4WD
Better than Before!
With **Inline FIP**



Smart Brakes

Self adjusting, self equalising,
hydraulically actuated,
oil immersed disc brakes



Automatic hood opening

Single piece hood opening
with gas struts



High torque reserve ~ 40%

Ideal for heavy
load applications



Side bar & steps

Climbing up and down
the tractor is now easier




Oil Jet for Piston Cooling



Engine Oil Cooler



International looks with Gun sight



Planetary Gear with Straight Axle



4 Wheel drive

John Deere Genuine Parts

| Economical | Reliable |
| Easily available |



John Deere India Private Limited

3rd floor, Tower-15, Cybercity, Magarpatta City, Hadapsar,
Pune - 411013. Maharashtra. www.JohnDeere.co.in

For more information, please contact our authorised dealer or nearest area office.



- Tractors • Implements
- Harvesters • Finance



JOHN DEERE

TECHNICAL SPECIFICATION

		2WD	4WD
ENGINE		63 HP (46 kW), 2100 RPM, 3 cylinder, Direct injection, Turbo charged, Inline FIP, coolant cooled with over flow reservoir	
AIR FILTER		Dry type, dual element	
TRANSMISSION	Clutch	Dual	
	Gear Box	12 Forward + 4 Reverse, Collar Shift	
	Speeds	Forward 2.0 - 32.6 kmph Reverse 3.5 - 22.9 kmph	
BRAKES		Self Adjusting, Self Equalising, Hydraulically Actuated, Oil immersed disk brakes	
HYDRAULICS	Maximum Lifting capacity	2000 kgf	
	3 Point linkage	Category II, Automatic depth & draft control (ADDC)	
STEERING		Power Steering, Tilt steering*: tiltable up to 25° with lock latch	
POWER TAKE OFF	Type	Independent, 6 splines	
	RPM	Dual PTO Standard: 540 @ 2100 ERPM Economy: 540 @ 1600 ERPM	
FUEL TANK CAPACITY		68 L	
WHEELS AND TYRES	Front	6.5 x 20 (0.17 x 0.51 m), 8 PR	11.2 x 24 (0.28 x 0.61 m), 8 PR 9.5 x 24 (0.24 x 0.61 m), 8 PR (Optional)
	Rear	16.9 x 30 (0.43 x 0.76 m), 12 PR 16.9 x 28 (0.43 x 0.71 m), 12 PR (Optional)	16.9 x 30 (0.43 x 0.76 m), 12 PR 16.9 x 28 (0.43 x 0.71 m), 12 PR (Optional)
ELECTRICAL SYSTEM		88 Ah, 12 V battery, 40 Amp. Alternator, 2.5 kW starter motor	
DIMENSIONS AND WEIGHT	Total weight	2280 kg	2570 kg
	Wheel base	2050 mm	2050 mm
	Overall length	3515 mm	3585 mm
	Overall width	1870 mm	1910 mm
	Ground clearance	0425 mm	0425 mm
	Turning radius with brakes	3181 mm	3181 mm
OPTIONAL ACCESSORIES		• Ballast Weight • Canopy • Canopy Holder • Draw Bar • Wagon Hitch	

#Optional feature.

5405 **63**
GearPro™ **HP**
46 kW

FACTORY FITTED OPTIONS

- Adjustable front axle
- Heavy duty front axle
- Reverse PTO - (Std + Reverse)
- Single PTO
- EQRL system
- Synchromesh Transmission - (TSS)
- Selective Control Valve - (SCV)

ADDITIONAL FEATURES

- Single piece hood with gas strut mechanism
- Side bar, exhaust muffler guard & finger guard
- Water bottle holder
- Mobile charging point with holder
- Sway bar
- Seat with arm rest

Note: All the options / features may not be available in a single variant.

John Deere Genuine Parts

| Economical | Reliable |
| Easily available |



5405 02 0719 ENG

Zindagi ka
Best Decision!™

 **JOHN DEERE**

DUM HAI !

The 4 Range Tractor

5405 **63**
GearPro™ **HP**
46 kW **12F+4R**

John Deere Promise
5 YEARS
WARRANTY*
— TECHNOLOGY LEADERSHIP —

John Deere India Private Limited
3rd floor, Tower-15, Cybercity, Magarpatta City, Hadapsar,
Pune - 411013. Maharashtra. www.JohnDeere.co.in

For more information, please contact our authorised dealer or nearest area office.



• Tractors • Implements
• Harvesters • Finance

 **JOHN DEERE**

Please note: Improvement in the product is a continuous process. Hence the information given in this brochure is subject to change without prior notice. Accessories shown are not the part of standard equipment.

*Conditions apply.

63 HP



5405 **63** HP GearPro™ 46 kW

12F+4R



Mobile Charging Point with Holder
Stay connected anytime



Power Brakes
Self adjusting, self equalising, hydraulically actuated, Oil immersed disc brakes



Hood Lock
Totally secure



Planetary Gear with Straight Axle
Low noise, less vibration, highly durable



20.6
Modern dashboard, with Digital Hour Meter and Combo-switch



Dry type air filter
99.9% clean air ensures longer engine life



Power Steering with Tilt Steering
Work hard. Drive smooth.



Oil Jet for Piston Cooling



John Deere 3029H engine
Powerful and fuel efficient





New
5036 D
Rear Oiled Axle
Ke Saath

Milega
Ummeed se Zyaada!

John Deere Promise
5 YEARS
WARRANTY*
— TECHNOLOGY LEADERSHIP —

Self Lubricated Rear Oiled Axle

- More performance • More life
- Less maintenance • Useful for all farming applications

*Conditions apply



Power Steering



Single piece hood with lock



International Looks



Also available with **JBLink™**

Zindagi ka Best Decision!™



Technical Specifications

ENGINE

Type	: John Deere 3029D, 36 HP (26.8 kW), 2100 RPM, 3 Cylinders, Coolant cooled with overflow reservoir, Naturally aspirated
Air filter	: Dry type, Dual element

TRANSMISSION

Clutch	: Single
Gear box	: 8 Forward + 4 Reverse, Collarshift
Speeds	: Forward 3.13 - 34.18 kmph Reverse 4.10 - 14.87 kmph

BRAKES

: Oil immersed disc brakes

HYDRAULICS

Maximum Lifting capacity	: 1600 kg
3 point linkage	: Category - II Automatic depth and draft control (ADDC)

STEERING

Type	: Power
------	---------

POWER TAKE OFF

Type	: Independent, 6 Splines
Standard	: 540 @ 2100 ERPM

WHEELS AND TYRES

Front	: 6.0 X 16 (0.15 X 0.41 m), 8 PR
Rear	: 12.4 X 28 (0.31 X 0.71 m), 12 PR 13.6 X 28 (0.34 X 0.71 m), 12 PR (Optional)

FUEL TANK

Capacity	: 60 L
----------	--------

ELECTRICAL SYSTEM

	: 88 Ah, 12 V battery, 40 Amp. alternator, 12 V, 2.5 kW Starter motor
--	---

DIMENSIONS AND WEIGHT

Total weight	: 1760 kg
Wheel base	: 1970 mm
Overall length	: 3400 mm
Overall width	: 1780 mm
Ground clearance	: 0390 mm
Turning radius with brakes	: 2900 mm

ACCESSORIES*

- Ballast weights • Canopy • Canopy holder
- Draw bar • Tow hook • Wagon hitch

FACTORY FITTED OPTIONS

- **JDLINK** (Alerts, Monitoring and Tracking System)
- Roll over protection structure (ROPS) with deluxe seat and seat belt
- Adjustable front axle

FEATURES

- Collarshift type gear box • Finger guard • Water separator
- PTO NSS • Digital hour meter • Underhood exhaust muffler
- Mobile charging point with holder • Hydraulic auxiliary pipe
- Planetary gear with straight axle

Note: All the options / features may not be available in a single variant.

New 5036D

Modern, technologically advanced,
powerful John Deere 3029D engine

- **Wet liner**
Long life and less maintenance
- **High torque reserve**
Ideal for heavy load applications
- **High torque across the operating speed range**
- **Rear oiled axle with metal face seal**

Multi-Utility Tractor



John Deere Genuine Parts

| Economical | Reliable |
| Easily available |



John Deere India Private Limited

3rd floor, Tower-15, Cybercity, Magarpatta City,
Hadapsar, Pune - 411013. Maharashtra. | www.JohnDeere.co.in

For more information, please contact our authorised dealer or nearest area office. Sales & Service through John Deere authorized dealers only.

Please note: Improvement in the product is a continuous process. Hence the information given in this brochure is subject to change without prior notice. Accessories shown are not the part of standard equipment.



- Tractors • Implements
- Harvesters • Finance



Milega Ummeed se Zyaada!

NEW

5045D
PowerPro™

46
HP
34.1 kW

More Engine Power

More Pulling Power

More Productivity



John Deere Promise
5 YEARS
WARRANTY*
— TECHNOLOGY LEADERSHIP —

*Conditions apply.

Rear Oiled Axle

More performance, More life.
Less maintenance,
Useful for all farming applications



Power steering



Single piece hood
with lock

Zindagi ka
Best Decision!™



JOHN DEERE

Technical Specifications

ENGINE

Type	: John Deere 3029D, 46 HP (34.1 kW), 2100 RPM, 3 Cylinders, Coolant cooled with overflow reservoir, Naturally aspirated
Air filter	: Dry type, Dual element

TRANSMISSION

Clutch	: Single / Dual
Gear box	: 8 Forward + 4 Reverse, Collarshift
Speeds	: Forward 2.83 - 30.92 kmph Reverse 3.71 - 13.43 kmph

BRAKES

: Oil immersed disc brakes

HYDRAULICS

Maximum Lifting capacity	: 1600 kgf
3 point linkage	: Category - II Automatic depth and draft control (ADDC)

STEERING

Type	: Power
------	---------

POWER TAKE OFF

Type	: Independent, 6 Splines
Standard	: 540 @ 2100 ERPM
Economy	: 540 @ 1600 ERPM

WHEELS AND TYRES

Front	: 6.0 x 16 (0.15 x 0.41 m), 8 PR
Rear	: 13.6 x 28 (0.34 x 0.71 m), 12 PR : 14.9 x 28 (0.38 x 0.71 m), 12 PR (Optional)

FUEL TANK

Capacity	: 60 L
----------	--------

ELECTRICAL SYSTEM

	: 88 Ah, 12 V battery, 40 Amp. alternator, 12 V, 2.5 kW Starter motor
--	---

DIMENSIONS AND WEIGHT

Total weight	: 1810 kg
Wheel base	: 1970 mm
Overall length	: 3410 mm
Overall width	: 1810 mm
Ground clearance	: 0415 mm
Turning radius with brakes	: 2900 mm

ACCESSORIES*

- Ballast weights • Canopy • Canopy holder
- Draw bar • Tow hook • Wagon hitch

FACTORY FITTED OPTIONS

- **JBLink™** (Alerts, Monitoring and Tracking System)
- Dual PTO • Reverse PTO
- Roll over protection structure (ROPS) with deluxe seat and seat belt
- Adjustable front axle
- Mechanical quick raise and lower (MQRL)
- Selective control valve (SCV)

FEATURES

- Collarshift type gear box • PTO NSS • Water separator
- Digital hour meter • Mobile charging point with holder
- Hydraulic auxiliary pipe • Planetary gear with straight axle

4WD model is also available

Note : All the options / features may not be available in a single variant.



Modern, technologically advanced, powerful John Deere 3029D engine

- **Wet liner**
Long life and less maintenance
- **High torque reserve**
Ideal for heavy load applications
- **High torque across the operating speed range**
- **Rear oiled axle with metal face seal**



Dry Type Air Filter



Oil Jet for Piston Cooling



Radiator with Overflow Reservoir



Top Shaft Lubrication

John Deere Genuine Parts

| Economical | Reliable | Easily available |



John Deere India Private Limited

3rd floor, Tower-15, Cybercity, Magarpatta City, Hadapsar, Pune - 411013, Maharashtra. www.JohnDeere.co.in


For more information, please contact our authorised dealer or nearest area office.



- Tractors • Implements
- Harvesters • Finance



Milega Ummeed se Zyaada!



NEW

5045D
PowerPro™

46
HP
34.1 kW

4WD

More Engine Power

More Pulling Power

More Productivity

*Conditions apply.



Rear Oiled Axle

More performance, More life.
Less maintenance,
Useful for all farming applications



Power steering



Single piece hood
with lock

Zindagi ka
Best Decision!™



JOHN DEERE

TECHNICAL SPECIFICATIONS

ENGINE

Type	: John Deere 3029D, 46 HP (34.1 kW), 2100 RPM, 3 Cylinders, Coolant cooled with overflow reservoir, Naturally aspirated
Air filter	: Dry type, Dual element

TRANSMISSION

Clutch	: Single / Dual
Gear box	: 8 Forward + 4 Reverse, Collarshift
Speeds	: Forward 2.83 - 30.92 kmph Reverse 3.71 - 13.43 kmph

BRAKES

: Oil immersed disc brakes

HYDRAULICS

Maximum Lifting capacity	: 1600 kgf
3 point linkage	: Category - II Automatic depth and draft control (ADDC)

STEERING

Type : Power

POWER TAKE OFF

Type	: Independent, 6 Splines
Standard	: 540 @ 2100 ERPM
Economy	: 540 @ 1600 ERPM

WHEELS AND TYRES

Front	: 8.0 x 18 (0.20 x 0.46 m), 8 PR
Rear (Standard)	: 13.6 x 28 (0.34 x 0.71 m), 12 PR
(Optional)	: 14.9 x 28 (0.38 x 0.71 m), 12 PR

FUEL TANK

Capacity : 60 L

ELECTRICAL SYSTEM

: 88 Ah, 12 V battery,
40 Amp. alternator,
12 V, 2.5 kW Starter motor

DIMENSIONS AND WEIGHT

Total weight	: 2100 kg
Wheel base	: 1950 mm
Overall length	: 3370 mm
Overall width	: 1810 mm
Ground clearance	: 0360 mm
Turning radius with brakes	: 2900 mm

ACCESSORIES*

- Ballast weights • Canopy • Canopy holder
- Draw bar • Tow hook • Wagon hitch

FACTORY FITTED OPTIONS

- **JDLINK™** (Alerts, Monitoring and Tracking System)
- Reverse PTO
- Roll over protection structure (ROPS) with deluxe seat and seat belt
- Mechanical quick raise and lower (MQRL)
- Selective control valve (SCV)



FEATURES

- Collarshift type gear box • Finger guard • PTO NSS
- Underhood exhaust muffler • Water separator
- Single piece hood opening with gas struts

2WD model is also available

Note: All the options / features may not be available in a single variant.



Modern, technologically advanced, powerful John Deere 3029D engine

- **Wet liner**
Long life and less maintenance
- **High torque reserve**
Ideal for heavy load applications
- **High torque across the operating speed range**
- **Rear oiled axle with metal face seal**



Dry Type Air Filter



Oil Jet for Piston Cooling



Radiator with Overflow Reservoir



Top Shaft Lubrication

John Deere Genuine Parts

| Economical | Reliable | Easily available |



John Deere India Private Limited

3rd floor, Tower-15, Cybercity, Magarpatta City, Hadapsar, Pune - 411013, Maharashtra. www.JohnDeere.co.in

For more information, please contact our authorised dealer or nearest area office.



- Tractors • Implements
- Harvesters • Finance





New
5050 D
Rear Oiled Axle
Ke Saath

Milega
Ummeed se Zyaada!

John Deere Promise
5 YEARS
WARRANTY*
— TECHNOLOGY LEADERSHIP —

Self Lubricated Rear Oiled Axle

- More performance • More life
- Less maintenance • Useful for all farming applications

*Conditions apply.



Power Steering



Single piece hood
with lock



International Looks



Also available with
JBLink™

*Zindagi ka
Best Decision!*™



JOHN DEERE

Technical Specifications

ENGINE

Type	: John Deere 3029D, 50 HP (37.2 kW), 2100 RPM, 3 Cylinders, Coolant cooled with overflow reservoir, Naturally aspirated
Air filter	: Dry type, Dual element

TRANSMISSION

Clutch	: Single / Dual
Gear box	: 8 Forward + 4 Reverse, Collarshift
Speeds	: Forward 2.97 - 32.44 kmph Reverse 3.89 - 14.09 kmph

BRAKES

: Oil immersed disc brakes

HYDRAULICS

Maximum Lifting capacity	: 1600 kgf
3 point linkage	: Category - II Automatic depth and draft control (ADDC)

STEERING

Type	: Power
------	---------

POWER TAKE OFF

Type	: Independent, 6 Splines
Standard	: 540 @ 2100 ERPM
Economy	: 540 @ 1600 ERPM

WHEELS AND TYRES

Front	: 6.0 x 16 (0.15 x 0.41 m), 8 PR
(Optional)	7.5 x 16 (0.19 x 0.41 m), 8 PR
Rear	: 14.9 x 28 (0.38 x 0.71 m), 12 PR
(Optional)	16.9 x 28 (0.43 x 0.71 m), 12 PR

FUEL TANK

Capacity	: 60 L
----------	--------

ELECTRICAL SYSTEM

: 88 Ah, 12 V battery, 40 Amp. alternator, 12 V, 2.5 kW Starter motor

DIMENSIONS AND WEIGHT

Total weight	: 1870 kg
Wheel base	: 1970 mm
Overall length	: 3430 mm
Overall width	: 1830 mm
Ground clearance	: 0430 mm
Turning radius with brakes	: 2900 mm

ACCESSORIES*

- Ballast weights • Canopy • Canopy holder
- Draw bar • Tow hook • Wagon hitch

FACTORY FITTED OPTIONS

- **JDLINK** (Alerts, Monitoring and Tracking System)
- Reverse PTO • Dual PTO
- Roll over protection structure (ROPS) with deluxe seat and seat belt
- Adjustable front axle
- Mechanical quick raise and lower (MQRL)
- Selective control valve (SCV)

FEATURES

- Collarshift type gear box • PTO NSS • Water separator
- Digital hour meter • Mobile charging point with holder
- Planetary gear with straight axle • Hydraulic auxiliary pipe
- Finger guard • Underhood exhaust muffler

Note: All the options / features may not be available in a single variant.

4WD model is also available

New 5050D

Modern, technologically advanced, powerful John Deere 3029D engine

- **Wet liner**
Long life and less maintenance
- **High torque reserve**
Ideal for heavy load applications
- **High torque across the operating speed range**
- **Rear oiled axle with metal face seal**



Dry Type Air Filter



Oil Jet for Piston Cooling



Radiator with Overflow Reservoir



Top Shaft Lubrication

John Deere Genuine Parts

| Economical | Reliable |
| Easily available |



John Deere India Private Limited

3rd floor, Tower-15, Cybercity, Magarpatta City, Hadapsar,
Pune - 411013. Maharashtra. www.JohnDeere.co.in

For more information, please contact our authorised dealer or nearest area office.



- Tractors • Implements
- Harvesters • Finance



JOHN DEERE

Now with
Higher Lift Capacity

New
75 HP ^{55.9 kW} **4WD**
Model 5075 E
With **Inline FIP**

Do Kadam Aage...



John Deere Promise
5 YEARS
WARRANTY*
— TECHNOLOGY LEADERSHIP —

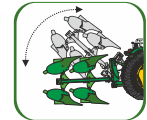
...The Next Generation Tractor Technology



Powerful, turbo charged, fuel efficient new John Deere engine with Inline FIP



Tilt Steering
For operator comfort adjustable up to 25° tilt, with lock latch



EQRL
Easy hitching and usage of implement through EQRL switches



Smart Brakes
Self adjusting, self equalising, hydraulically actuated, oil immersed disc brakes



Mobile Charging Point with Holder

Zindagi ka Best Decision!



JOHN DEERE

* Conditions apply

Technical Specifications

ENGINE

Type	: 75 HP (55.9 kW), 2400 RPM, 3 Cylinder, Direct injection, Turbo charged, Inline FIP, Coolant cooled with overflow reservoir
Air filter	: Dry type, dual element

TRANSMISSION

Type	: Synchromesh Transmission- (TSS)
Clutch	: Dual
Gear Box	: 9 Forward + 3 Reverse
Speeds	: Forward 2.2 - 28.3 kmph Reverse 3.7 - 24.2 kmph

BRAKES

	: Self Adjusting, Self equalising, Hydraulically Actuated, Oil immersed disk brakes
--	---

HYDRAULICS

Maximum Lifting capacity	: 2000 kgf
3 Point linkage	: Category II Automatic depth & draft control (ADDC)

STEERING

Type	: Power Tiltable upto 25° with lock latch
------	--

FRONT AXLE

	: Specially designed heavy duty front axle for MFWD
--	--

POWER TAKE OFF

Type	: Independent , 6 splines
RPM	: Dual PTO Standard : 540 @ 2376 ERPM Economy : 540E @ 1705 ERPM

WHEELS AND TYRES

Front	: 12.4 X 24 (0.31 x 0.61 m)
Rear	: 18.4 X 30 (0.47 x 0.76 m)

FUEL TANK CAPACITY

: 68 L

ELECTRICAL SYSTEM

: 88 Ah, 12 V Battery,
40 Amp, Alternator,
12 V, 2.5 kW Starter Motor

DIMENSIONS AND WEIGHT

Total weight	: 2640 kg
Wheel base	: 2050 mm
Overall length	: 3625 mm
Overall width	: 1880 mm
Ground clearance	: 0460 mm
Turning radius with brakes	: 3604 mm

ACCESSORIES*

• Ballast Weight • Canopy • Drawbar • Wagon Hitch

ADDITIONAL FEATURES

- **JDLINK™** (Alerts, Monitoring and Tracking System)
- International look
- Exhaust Muffler guard
- Car type engine ON/OFF
- Radiator with overflow reservoir
- Water Bottle Holder

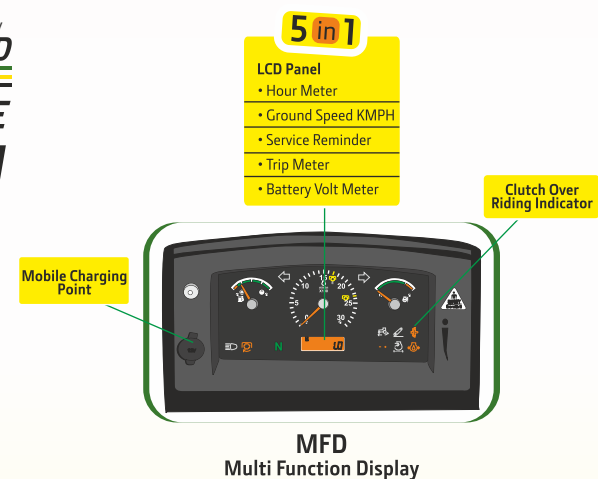
OPTIONS

- Creeper Speeds
- Tyre Size : Front Tyre - 11.2 x 24 (0.28 x 0.61m)
Rear Tyre - 16.9 x 30 (0.43 x 0.76 m)

Note: Some of the options may not be available in all combinations.
For variants please check with your nearest dealer:

2WD model is also available


New
75 HP ^{55.9 kW} **4WD**
Model 5075 E
With **Inline FIP**



Finger guard
Enhanced safety



Single piece hood opening with gas struts
Ease in opening



PTO shield
Enhanced safety



Go Home Feature
Reach home safely in the dark



Side bar & steps
Climbing up and down the tractor is now easier



High torque reserve
More productivity

John Deere Genuine Parts

| Economical | Reliable |
| Easily available |



John Deere India Private Limited

3rd floor, Tower-15, Cybercity, Magarpatta City, Hadapsar,
Pune - 411013. Maharashtra. www.JohnDeere.co.in

For more information, please contact our authorised dealer or nearest area office.



- Tractors • Implements
- Harvesters • Finance



JOHN DEERE

Lift Capacity
1600 kgf

New **40 HP** ^{29.8 kW}
5105

Milega
Ummeed se Zyaada!

John Deere Promise
5 YEARS
WARRANTY*
— TECHNOLOGY LEADERSHIP —



*Conditions apply.



Power Steering



Oil Immersed
disc brakes



Smart 3D Seat



Side Shift Gears



Planetary Gear
with Straight Axle

*Zindagi ka
Best Decision!*TM



JOHN DEERE

Technical Specifications

ENGINE

Type : John Deere 3029D,
40 HP (29.8 kW) 2100 RPM,
Coolant cooled with overflow
reservoir, Naturally aspirated

Air filter : Dry type, Dual element

TRANSMISSION

Clutch : Single
Gear box : 8 Forward + 4 Reverse, Collarshift
Speeds : Forward 3.25 - 35.51 kmph
Reverse 4.27 - 15.45 kmph

HYDRAULICS

Maximum Lifting capacity : 1600 kgf
3 point linkage : Category - II
Automatic depth and draft control
(ADDC)

POWER TAKE OFF

Type : Independent, 6 Splines
Standard : 540 @ 2100 ERPM

WHEELS AND TYRES

Front : 6.0 X 16 (0.15m x 0.41m), 8 PR
Rear : 13.6 X 28 (0.34 x 0.71 m), 12 PR

FUEL TANK

Capacity : 60 L

ACCESSORIES*

- Ballast weights • Canopy • Canopy holder
- Draw bar • Tow hook • Wagon hitch

FACTORY FITTED OPTIONS

- Roll over protection structure (ROPS)
with deluxe seat and seat belt



FEATURES

- PTO NSS • Underhood exhaust muffler • Water separator
- Rear oil axle with metal face seal

Modern, technologically advanced, powerful John Deere 3029D engine

- **Wet liner**
Long life and less maintenance
- **High torque reserve**
Ideal for heavy load applications
- **High torque across the operating speed range**

New 40 HP ^{29.8} _{kW}
5105



Front Visibility



Digital Hour Meter



Finger guard



Oil Jet for
Piston Cooling



Radiator with
Overflow Reservoir



Top Shaft
Lubrication



Dry Type Air Filter



Battery Inside Hood



International Looks
(Automatic hood with lock)

John Deere Genuine Parts

| Economical | Reliable |
| Easily available |



John Deere India Private Limited

3rd floor, Tower-15, Cybercity, Magarpatta City, Hadapsar,
Pune - 411013. Maharashtra. www.JohnDeere.co.in

For more information, please contact our authorised dealer or nearest area office.



- Tractors • Implements
- Harvesters • Finance



JOHN DEERE